





Project Description

The desalination station benefits the economic zone located northwest of Suez Gulf, as well as supporting other three giant desalination stations located inside El Galala, east of Port Said Governorate and the New El Alamein city.

El Galalah SWRO plant is among the iconic projects developed by Metito. It is the largest seawater desalination plant in Egypt with a capacity of 150,000m³/day and was commissioned in 16 months only compared to the average 30 months for a project of such scale.

EL GALALAH SWRO

COUNTRY:	EGYPT 
CLIENT:	EGYPTIAN ARMED FORCES ENGINEERING AUTHORITY 
CONTRACTOR:	METITO  ORASCOM CONSTRUCTION 
CONSULTANT:	N.A.
TYPE:	DESALINATION PLANT



PRODUCT SUPPLIED

Product Description	Quantity
FLANGE NETVITC 4"	20,00
FLANGE NETVITC 2-1/2"	20,00
FLANGE NETVITC 4"	420,00
FLANGE NETVITC 2-1/2"	320,00
4" LOW PRESSURE VICTAULIC	420,00
2 1/2" LOW PRESSURE VICTAULIC	320,00
MANUAL BALL VALVE 1/2" BODY: DUPLEX BALL: DUPLEX SEAT: PTFE PRESSURE RATING: 800# END CONNECTION: THREADED OPERATION: HAND LEVER	100,00
BALL VALVE 1" FLANGED AISI 316L 150# SEAT: PTFE	10,00
BALL VALVE 2" FLANGED AISI 316L 150# SEAT: PTFE	3,00
BALL VALVE 2-1/2" FLANGED AISI 316L 150# SEAT: PTFE	4,00
BALL VALVE 1/2" SOCKET WELD AISI 316L 800# SEAT: PTFE	50,00
BALL VALVE 1" SOCKET WELD AISI 316L 800# SEAT: PTFE	9,00
BALL VALVE 1/2" THREADED NPT-F BODY/BALL: SS316L 800# SEAT: PTFE	28,00
BALL VALVE 1/2" THREADED NPT-F BODY/BALL: SS316 150# SEAT: PTFE	6,00
BALL VALVE 1" THREADED NPT-F BODY/BALL: SS316 150# SEAT: PTFE	3,00
BALL VALVE 3/4" THREADED NPT-F BODY/BALL: SS316 150# SEAT: PTFE	24,00
BALL VALVE 2" THREADED NPT-F BODY/BALL: SS316 150# SEAT: PTFE	4,00
PNEUMATIC BALL VALVE 1" BODY: DUPLEX BALL: DUPLEX SEAT: PTFE PRESSURE RATING: 800# END CONNECTION: SW WITH PNEUMATIC ACTUATOR SE - FO ON-OFF C/W LIMIT SWITCH	20,00
PNEUMATIC BALL VALVE 1-1/2" BODY: DUPLEX BALL: DUPLEX SEAT: PTFE PRESSURE RATING: 800# END CONNECTION: SW WITH PNEUMATIC ACTUATOR C/W LIMIT SWITCH	50,00
PNEUMATIC BALL VALVE 2" SOCKET AISI 316L 150# SEAT: PTFE WITH PNEUMATIC ACTUATOR DA ON-OFF C/W LIMIT SWITCH IA250D.F05-F0717 + ES2.P01H + BRAKET	3,00
KNIFE GATE VALVE EX WAFER DN50 - PN10 BODY: SS316 GATE: SS316 SEAT: PTFE WITH HAND WHEEL	4,00
MANUAL BACK PRESSURE VALVE 1/2" 800# F316/316L TRIM 12 BC RB THREADED NPT	1,00
SOLENOID VALVE 3/4" PN40 - PSI=580 BODY: SS316L SEAT: PTFE THREADED NPT-F ON-OFF	2,00
SOLENOID VALVE 1/2" PN40 - PSI=580 BODY: SS316L SEAT: PTFE THREADED NPT-F ON-OFF	2,00
CABINET - INLET AREA SOLENOID VALVE CABINET: MATERIAL: SHEET STEEL, IP65 SPACING: 20% SPARE SPACING CABINET SIZE: MANUFACTURE STANDARD OPERATING PRESSURE: 5-6 BAR 4 VALVES DOUBLE ACTING 1 MANUAL 1/4 BALL TWO WAY VALVE EXTERNAL AIR SUPPLY	1,00
CABINET - SAND FILTERS SOLENOID VALVE CABINET: MATERIAL: SHEET STEEL, IP65 SPACING: 20% SPARE SPACING CABINET SIZE: MANUFACTURE STANDARD OPERATING PRESSURE: 5-6 BAR 7 VALVES DOUBLE ACTING 1 MANUAL 1/4 BALL TWO WAY VALVE EXTERNAL AIR SUPPLY	22,00
CABINET - SAND FILTERS SOLENOID VALVE CABINET: MATERIAL: SHEET STEEL, IP65 SPACING: 20% SPARE SPACING CABINET SIZE: MANUFACTURE STANDARD OPERATING PRESSURE: 5-6 BAR 4 VALVES DOUBLE ACTING 1 MANUAL 1/4 BALL TWO WAY VALVE EXTERNAL AIR SUPPLY	22,00
CABINET - CARTRIDGE FILTERS-GROUP A SOLENOID VALVE CABINET: MATERIAL: SHEET STEEL, IP65 SPACING: 20% SPARE SPACING CABINET SIZE: MANUFACTURE STANDARD OPERATING PRESSURE: 5-6 BAR 2 VALVES DOUBLE ACTING 1 MANUAL 1/4 BALL TWO WAY VALVE EXTERNAL AIR SUPPLY	1,00

CABINET - - CARTRIDGE FILTERS-GROUP B SOLENOID VALVE CABINET: MATERIAL: SHEET STEEL, IP65 SPACING: 20% SPARE SPACING CABINET SIZE: MANUFACTURE STANDARD OPERATING PRESSURE: 5-6 BAR 2 VALVES DOUBLE ACTING 1 MANUAL 1/4 BALL TWO WAY VALVE EXTERNAL AIR SUPPLY	2,00
CABINET - HIGH PRESSURE PUMPS SOLENOID VALVE CABINET: MATERIAL: SHEET STEEL, IP65 SPACING: 20% SPARE SPACING CABINET SIZE: MANUFACTURE STANDARD OPERATING PRESSURE: 5-6 BAR 6 VALVES DOUBLE ACTING 1 MANUAL 1/4 BALL TWO WAY VALVE EXTERNAL AIR SUPPLY	12,00
CABINET - RO SKIDS SOLENOID VALVE CABINET: MATERIAL: SHEET STEEL, IP65 SPACING: 20% SPARE SPACING CABINET SIZE: MANUFACTURE STANDARD OPERATING PRESSURE: 5-6 BAR 6 VALVES DOUBLE ACTING 1 MANUAL 1/4 BALL TWO WAY VALVE EXTERNAL AIR SUPPLY	10,00
CABINET - CALCITE BUILDING SOLENOID VALVE CABINET: MATERIAL: SHEET STEEL, IP65 SPACING: 20% SPARE SPACING CABINET SIZE: MANUFACTURE STANDARD OPERATING PRESSURE: 5-6 BAR 4 VALVES DOUBLE ACTING 1 MANUAL 1/4 BALL TWO WAY VALVE EXTERNAL AIR SUPPLY	10,00
CABINET - CALCITE BUILDING SOLENOID VALVE CABINET: MATERIAL: SHEET STEEL, IP65 SPACING: 20% SPARE SPACING CABINET SIZE: MANUFACTURE STANDARD OPERATING PRESSURE: 5-6 BAR 4 VALVES DOUBLE ACTING 1 MANUAL 1/4 BALL TWO WAY VALVE EXTERNAL AIR SUPPLY	2,00
FILTER NOZZLES MOD.T Slot width: 0,40 mm Number of slot: 40 Slot area: 496 mm ² Thread: Ø 1.1/4 "W Internal shaft Ø: 21 mm Thread length (L1): 30 mm Stem Total length (L1): 300 mm Stem configurations: slots & hole for air distribution Material: Polypropylene	9.800,00
SLEEVES FOR CONCRETE PLATES MOD. G200 Thread: Ø 1.1/4 "W Height: 200 mm Material: Polypropylene	9.800,00
FIXTING BOLT PD Thread: Ø 1.1/4 "W Lenght: 50 mm Material: Polypropylene	4.900,00
PROTECTION CAPS MOD. UN Material: Polypropylene	4.900,00
LIMIT SWITCHES BOX 1/O+1/C SPDT MICRO SWITCHES 250VAC 5A IP65 250VAC	30,00
PIPING FOR PRODUCT DISCHARGE (KSB) AS PER ISOMETRIC DRAWING 0D450-1207A-S3D	1,00
PIPING FOR PRODUCT DISCHARGE (KSB) AS PERISOMETRIC DRAWING 0D450-1207B-S3D	1,00
PIPING FOR PRODUCT DISCHARGE (KSB) AS PERISOMETRIC DRAWING 0D450-1207C-S3D	1,00
PIPING FOR PRODUCT DISCHARGE (KSB) AS PERISOMETRIC DRAWING 0D450-1207D-S3D	1,00
PIPING FOR PRODUCT DISCHARGE (KSB) AS PERISOMETRIC DRAWING 0D450-1207E-S3D	1,00
PIPING FOR PRODUCT DISCHARGE (KSB) AS PERISOMETRIC DRAWING 0D450-1207F-S3D	1,00
PIPING FOR PRODUCT DISCHARGE (KSB) AS PERISOMETRIC DRAWING 0D450-1207G-S3D	1,00
PIPING FOR PRODUCT DISCHARGE (KSB) AS PERISOMETRIC DRAWING 0D450-1207H-S3D	1,00
PIPING FOR PRODUCT DISCHARGE (KSB) AS PERISOMETRIC DRAWING 0D700-1208A-S3D SHEET 1/2	1,00
PIPING FOR PRODUCT DISCHARGE (KSB) AS PERISOMETRIC DRAWING 0D700-1208A-S3D SHEET 2/2	1,00
PIPING FOR PRODUCT DISCHARGE (KSB) AS PERISOMETRIC DRAWING 0D700-1208B-S3D SHEET 1/4	1,00

PIPING FOR PRODUCT DISCHARGE (KSB) AS PERISOMETRIC DRAWING 0D700-1208B-S3D SHEET 2/4	1,00
PIPING FOR PRODUCT DISCHARGE (KSB) AS PERISOMETRIC DRAWING 0D700-1208B-S3D SHEET 3/4	1,00
PIPING FOR PRODUCT DISCHARGE (KSB) AS PERISOMETRIC DRAWING 0D700-1208B-S3D SHEET 4/4	1,00
PIPING FOR PRODUCT DISCHARGE (KSB) AS PERISOMETRIC DRAWING 0D700-1208C-S3D SHEET 1/3	1,00
PIPING FOR PRODUCT DISCHARGE (KSB) AS PERISOMETRIC DRAWING 0D700-1208C-S3D SHEET 2/3	1,00
PIPING FOR PRODUCT DISCHARGE (KSB) AS PERISOMETRIC DRAWING 0D700-1208C-S3D SHEET 3/3	1,00

PRODUCT SAMPLES



